

QT-Brightek Chip LED Series

SMD 0805 Orange LED

Part No.: QBLP631-O5

5: 5mA

Product: QBLP631-O5	Date: March 27, 2024	Page 1 of 9
	Version# 1.0	

Table of Contents:

Introduction	3
Electrical / Optical Characteristic (Ta=25 °C)	4
Absolute Maximum Rating	4
Characteristic Curves.....	5
Solder Profile & Footprint.....	6
Packing	7
Labeling	8
Ordering Information	8
Revision History	9
Disclaimer	9

Introduction

Feature:

- Water clear lens
- Package in tap and reel
- 0805 LED package
- AllnGaP technology
- Viewing angle: 140 deg typ.

Description:

These ultra bright 0805 LEDs have a height profile of 0.8mm. Combination of high brightness output and small footprint, these LEDs are ideal for keypad backlighting and status indication.

Application:

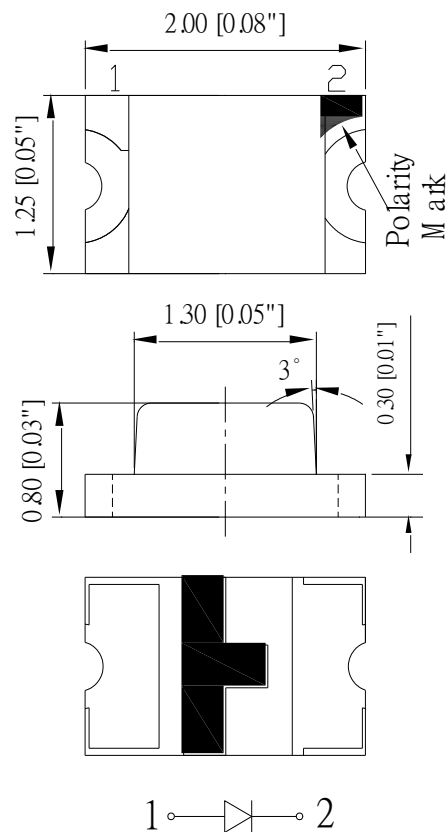
- Status indication
- Back lighting application

Certification & Compliance:

- ISO9001
- RoHS Compliant



Dimension:



Units: mm / tolerance = +/-0.1mm

Electrical / Optical Characteristic (Ta=25 °C)

Product	Color	I _F (mA)	V _F (V)		λ _D (nm)			λ _P (nm)	I _V (mcd)	
			Typ.	Max.	Min.	Typ.	Max.	Typ.	Min.	Typ.
QBLP631-O5	Orange	5	1.9	2.5	600	605	610	609	20	38

Absolute Maximum Rating

Material	P _d (mW)	I _F (mA)	I _{FP} (mA)*	V _R (V)	T _{OP} (°C)	T _{ST} (°C)	T _{SOL} (°C)**
AllnGaP	75	30	125	5	-40 ~ +80	-40 ~ +85	260

*Duty 1/8 @ 1KHz

**IR Reflow for no more than 10 sec @ 260 °C

Forward Voltage V_F @ I_F=5mA

Bin	Min.	Max.	Unit
□	1.7	2.5	V

Luminous Intensity I_V @ I_F=5mA

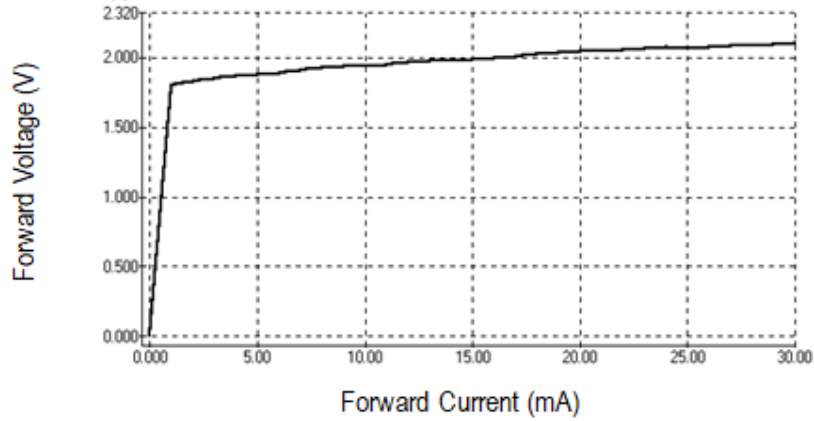
Bin	Min.	Max.	Unit
C	20	25	mcd
D	25	32	
E	32	40	
F	40	50	
G	50	63	

Dominant Wavelength λ_D @ I_F=5mA

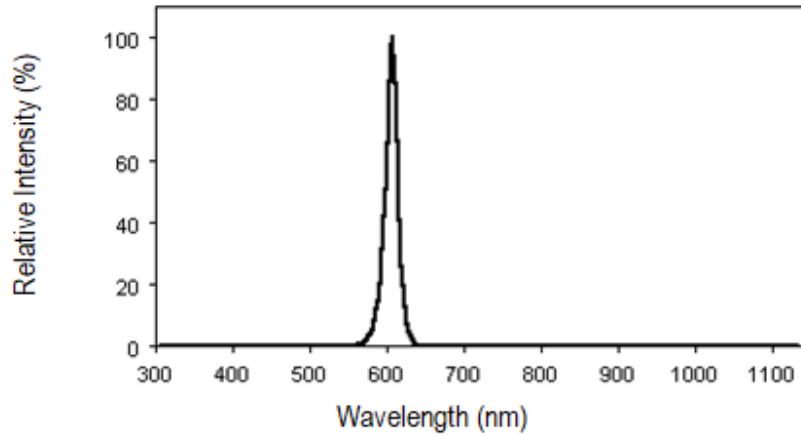
Bin	Min.	Max.	Unit
p	600	605	nm
q	605	610	

Characteristic Curves

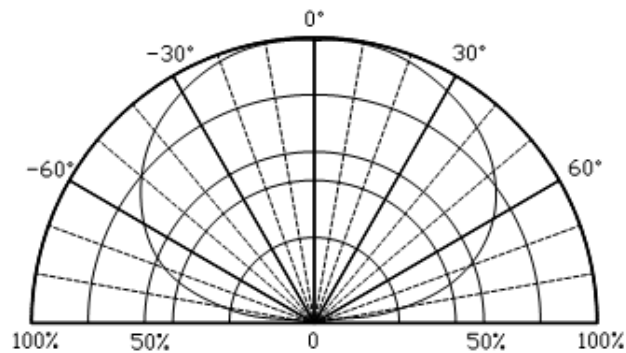
Forward Current vs. Forward Voltage



Relative Intensity vs. Wavelength

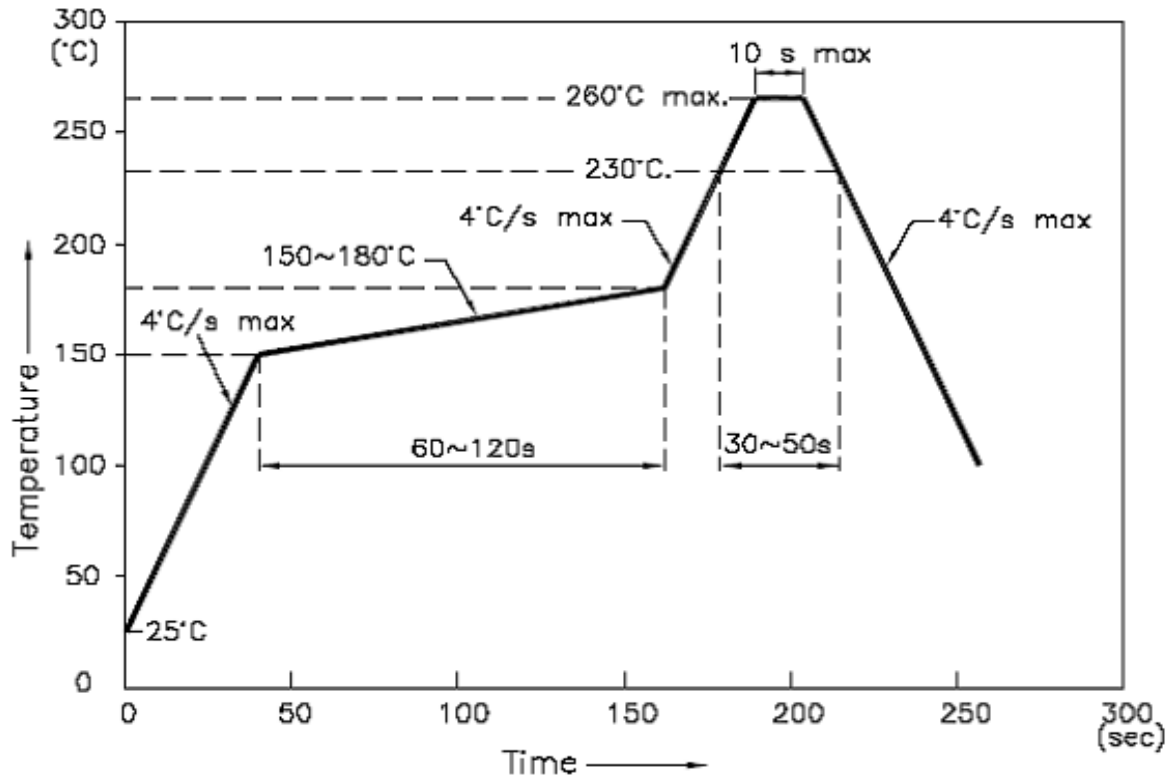


Directive Characteristics

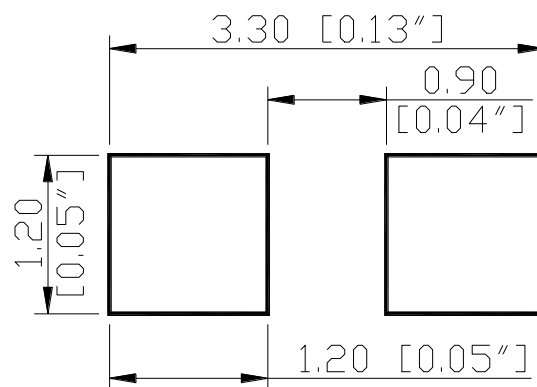


Solder Profile & Footprint

-The recommended reflow soldering profile is as follows (temperatures indicated are as measured on the surface of the LED resin):



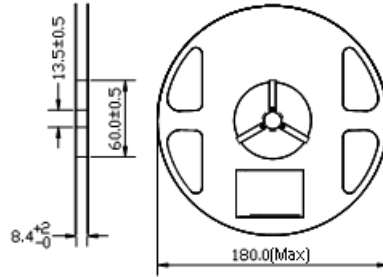
Recommended Pad Layout



Units: mm

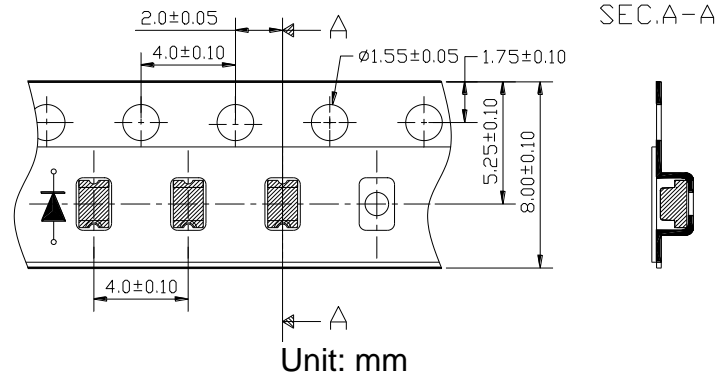
Packing

Reel Dimension:



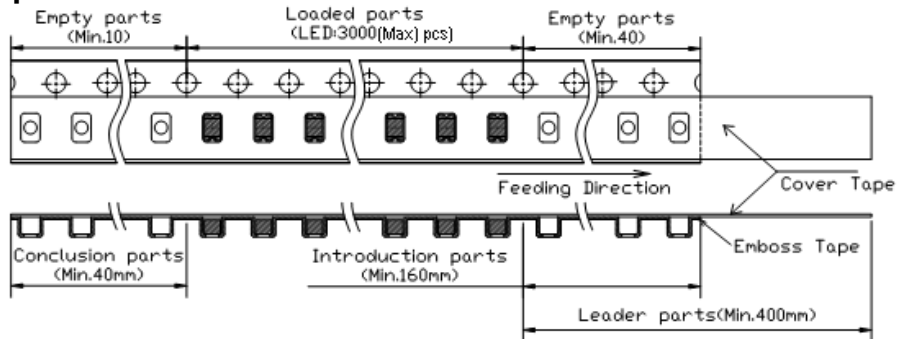
Unit: mm

Tape Dimension:

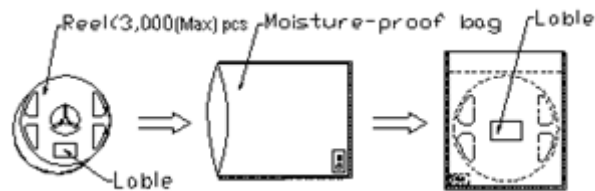


Unit: mm

Arrangement of Tape:



Packaging Specification:



Labeling

Part No: _____

Customer P/N: _____

Item: _____

Q'ty: _____

Vf: _____

Iv: _____

VI: _____

Date: _____

Made in China**Ordering Information**

Orderable Part #	Spec Range	Quantity per reel
QBLP631-O5	Iv=38mcd typ. / λ _D = 600nm to 610nm @ 5mA	3000 units

Product: QBLP631-O5	Date: March 27, 2024	Page 8 of 9
	Version# 1.0	

Revision History

Description:	Revision #	Revision Date
New Release of QBLP631-O5	V1.0	03/27/2024



Disclaimer

QT-BRIGHTTEK reserves the right to make changes without further notice to any products herein to improve reliability, function or design. QT-BRIGHTTEK does not assume any liability arising out of the application or use of any product or circuit described herein; neither does it convey any license under its patent rights, nor the rights of others.

Life Support Policy

QT-BRIGHTTEK's products are not authorized for use as critical components in life support devices or systems without the express written approval of QT-BRIGHTTEK. As used herein:

1. Life support devices or systems are devices or systems which, (a) are intended for surgical implant into the body, or (b) support or sustain life, and (c) whose failure to perform when properly used in accordance with instructions for use provided in the labeling, can be reasonably expected to result in a significant injury of the user.
2. A critical component in any component of a life support device or system whose failure to perform can be reasonably expected to cause the failure of the life support device or system, or to affect its safety or effectiveness.